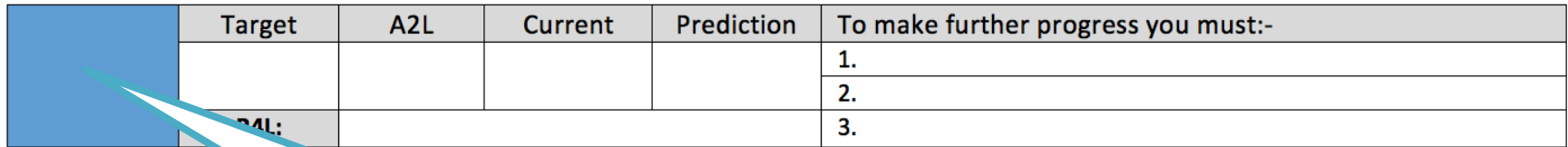


# **Reporting to Parents**

**Reports Explained  
KS4**

# Subject Table – (Repeated for each subject)

Each '**subject**' taken will provide details of performance during this '**Report Cycle**'.



| Target | A2L | Current | Prediction | To make further progress you must:- |
|--------|-----|---------|------------|-------------------------------------|
|        |     |         |            | 1.                                  |
|        |     |         |            | 2.                                  |
|        |     |         |            | 3.                                  |

Each subject reported on is arranged into a table of its own and is labelled in this cell.

# Target Cell – End of Year 11 Grade

The '**Target**' is set based on prior academic performance and is what you are aiming to achieve at the end of '**Year 11**'.

|  | Target | A2L | Current | Prediction | To make further progress you must:- |
|--|--------|-----|---------|------------|-------------------------------------|
|  |        |     |         |            | 1.                                  |
|  |        |     |         |            | 2.                                  |
|  | R4L:   |     |         |            | 3.                                  |

This cell contains the '**Target**'. For years 10 it will use the New GCSE Grading Structure (1-9) for Maths and English only.

All other subjects will remain the same.

# New GCSE Grading Structure – Grade Equivalence

## New GCSE Grades 1-9

### Who For...

Year 10 Ma/En  
Year 9 All GCSE  
Year 8 All GCSE  
Year 7 All GCSE

Targets in  
New GCSE  
Grades 1-9

| NEW GCSE<br>GRADING STRUCTURE | CURRENT GCSE<br>GRADING STRUCTURE |
|-------------------------------|-----------------------------------|
| 9                             | A*                                |
| 8                             |                                   |
| 7                             | A                                 |
| 6                             | B                                 |
| 5                             |                                   |
| 4                             | C                                 |
| 3                             | D                                 |
| 2                             | E                                 |
| 1                             | F                                 |
|                               | G                                 |
| U                             | U                                 |

**GOOD PASS (DfE)**  
5 and above = top of C and above

**AWARDING**  
4 and above = bottom of C and above

## Old GCSE Grades A\*-G

### Who For...

Year 11 All GCSE  
Year 10 All GCSE  
(Not En/MA)

Targets in  
Old GCSE  
Grades A\*-G

# Attitude to Learning (A2L)

The **'Attitude to Learning'** reported on reflects the level of **'engagement'** and ability to **'self manage'** learning.

|  | Target | A2L | Current | Prediction | To make further progress you must:- |
|--|--------|-----|---------|------------|-------------------------------------|
|  |        |     |         |            | 1.                                  |
|  |        |     |         |            | 2.                                  |
|  | R4L:   |     |         |            | 3.                                  |

This cell has a number from 1-5:

- 5 – Excellent
- 4 – Good
- 3 – Satisfactory
- 2 – Cause for Concern
- 1 – Absent

# Current Grade

This is an indication of what level the most recent assessments show that they are working at.

|  | Target | A2L | Current | Prediction | To make further progress you must:- |
|--|--------|-----|---------|------------|-------------------------------------|
|  |        |     |         |            | 1.                                  |
|  |        |     |         |            | 2.                                  |
|  | R4L:   |     |         |            | 3.                                  |

This may fluctuate, dependent on the module recently completed or the type of work done such as controlled assessment.

# Prediction

|  | Target | A2L | Current | Prediction | To make further progress you must:- |
|--|--------|-----|---------|------------|-------------------------------------|
|  |        |     |         |            | 1.                                  |
|  |        |     |         |            | 2.                                  |
|  | R4L:   |     |         |            | 3.                                  |

**‘Predicted’** is a grade that staff feel, based on the progress since the beginning of the key stage that could be achieved at the end of **Year 11**.

# Routines for Learning (R4L)

|  | Target | A2L | Current | Prediction | To make further progress you must:- |
|--|--------|-----|---------|------------|-------------------------------------|
|  |        |     |         |            | 1.                                  |
|  |        |     |         |            | 2.                                  |
|  | R4L:   |     |         |            | 3.                                  |

This comment reflects on how well learning takes place or may identify an area that could help to become a better learner.



# Comments

The '**Close the Gap**' comments refer to key concepts, knowledge and skills that need further development.

|  | Target | A2L | Current | Prediction | To make further progress you must:- |
|--|--------|-----|---------|------------|-------------------------------------|
|  |        |     |         |            | 1.                                  |
|  |        |     |         |            | 2.                                  |
|  | R4L:   |     |         |            | 3.                                  |

These comments are all '**Positive**' and provide an opportunity to take a '**Shared Responsibility**' in helping to make further progress.

Teaching & Learning of key concepts, knowledge and skills.



Assessment  
Without Levels  
(Marking Work)

Marking of work on key concepts, knowledge and skills.


Formative comments linked key concepts, knowledge and skills.  
(GREEN Pen)

Opportunities to act on formative comments.  
(RED Pen)




Indication on work in relation to target of: Above, Expected or Below

# Summary Gauge - Attendance




The '**Attendance Gauge**' illustrates the current level of attendance as a percentage and should be over 95%.

# Summary - Behaviour



The '**Behaviour Summary**' indicates the number of incidents that have been logged. The incidents are either '**Positive**' or '**Negative**'.

# Summary - Progress



This is the averages of the **'Current Grades'** and the **'Predicted Grades'** for the end of **'Year 11 Targets'**.