



Art

Year 7- Create a Colour wheel from found objects around your home. Take a photo and share after half Term. [Click here for an idea](#)

Year 8- Take photos of faces on inanimate objects. Look closely around your home and on your walk- can you see faces in things that don't have faces? [Click here for an idea](#)

Year 9- Create a *Zine*, with each page being a different hand-drawn letter. Bring along to your first lesson back after half term. [Click here for an idea](#)



English

Go on a walk where you focus on your surroundings. Try a journey that includes both the natural and urban environment. As you walk you should take photos of what you can see and focus on your senses:

- Sight
- Hear
- Taste
- Smell
- Touch

When you return from your adventurous walk you should use one or two of the photos that you have taken to write a description where you show the contrasts between the senses of the natural and urban world



MFL

Pick a French recipe from the following: Crepes, Mousse au chocolat or gateau au chocolat. Make whatever you choose with a family member. Take a picture of your creations to share on Teams when you come back after half term.








Drama

Choose one of the creative tasks below:

- Create your own box set design based on a production of your choice. You should use paper or cardboard to create the stage and then any other materials and resources to create the characters and scenery / set.



<p>AND/OR</p> <p>Pick a Spanish recipe from the following: Churros con chocolate, bunuelos, perrunillas. Make whatever you choose with a family member. Take a picture of your creations to share on Teams when you come back after half term.</p>	<ul style="list-style-type: none"> • Create the make-up or face paint design for a character from a gothic production or film. Take a photo of your finished piece! • Draw your own version of the Harlequin character from Commedia Dell 'Arte and label your creation based on your artistic choices. 															
<p style="text-align: center;"></p> <p>Music</p> <ul style="list-style-type: none"> • Practice your instrument or start learning a new instrument. • Compose a body percussion piece with your whole family. • Make a musical instrument from scratch using items from around your house. • Listen to 3 styles of music you wouldn't normally listen to. • Sing a few songs. • Write the lyrics to a new song. You can draw on your own personal experience, the experiences of others or something new. Anything that inspires you can be the source of lyrics - it could be a book you have read, or a film you have seen. Inspiration can strike at any moment. Many musicians and writers carry a notebook with them. 	<p style="text-align: center;"></p> <p>History</p> <p style="text-align: center;"><u>Year 7 Log off and Learn Day</u></p> <div style="border: 1px dashed black; padding: 5px; text-align: center; margin: 10px auto; width: fit-content;"> <p>Task: Choose and complete one of the tasks below.</p> </div> <table border="1" style="width: 100%; text-align: center; border-collapse: collapse;"> <thead> <tr> <th style="width: 20%;"></th> <th style="background-color: #008000; color: white; padding: 5px;">Level 1 ★★★</th> <th style="background-color: #008000; color: white; padding: 5px;">Level 2 ★★★</th> <th style="background-color: #008000; color: white; padding: 5px;">Level 3 ★★★</th> <th style="background-color: #008000; color: white; padding: 5px;">Level 4 ★★★</th> </tr> </thead> <tbody> <tr> <td style="text-align: left; vertical-align: middle;"></td> <td style="padding: 5px;">Create an advert to sell a Crusading sword: draw a design on the hilt (handle) to symbolise the meaning of crusading</td> <td style="padding: 5px;">Create a comic strip for kids on the main events of the Crusades.</td> <td style="padding: 5px;">Create your own Doom Painting</td> <td style="padding: 5px;">Build a model of Corby Village Church</td> </tr> <tr> <td></td> <td style="padding: 5px;">Create a glossary of all the key terms that you have learnt this term.</td> <td style="padding: 5px;">Draw and label a medieval church or Cathedral, inside and outside. Write a description of the role of the church.</td> <td style="padding: 5px;">Create a fact file on the Medieval Church</td> <td style="padding: 5px;">Create a 'crusading survival guide'. Inc. what would a Crusader need?</td> </tr> </tbody> </table> <p style="margin-top: 20px;">Year 8: Get in touch with a local charity of your choice see if you can help out during lockdown. Make a plan of what you could do to help</p>		Level 1 ★★★	Level 2 ★★★	Level 3 ★★★	Level 4 ★★★		Create an advert to sell a Crusading sword: draw a design on the hilt (handle) to symbolise the meaning of crusading	Create a comic strip for kids on the main events of the Crusades.	Create your own Doom Painting	Build a model of Corby Village Church		Create a glossary of all the key terms that you have learnt this term.	Draw and label a medieval church or Cathedral, inside and outside. Write a description of the role of the church.	Create a fact file on the Medieval Church	Create a 'crusading survival guide'. Inc. what would a Crusader need?
	Level 1 ★★★	Level 2 ★★★	Level 3 ★★★	Level 4 ★★★												
	Create an advert to sell a Crusading sword: draw a design on the hilt (handle) to symbolise the meaning of crusading	Create a comic strip for kids on the main events of the Crusades.	Create your own Doom Painting	Build a model of Corby Village Church												
	Create a glossary of all the key terms that you have learnt this term.	Draw and label a medieval church or Cathedral, inside and outside. Write a description of the role of the church.	Create a fact file on the Medieval Church	Create a 'crusading survival guide'. Inc. what would a Crusader need?												



	<p>Year 9: Take a walk around Corby's green spaces, can you find the Roman road? Take a walk around the old village, can you find the field donated to Corby people for helping Elizabeth I? Listen and learn as you walk</p> <p>https://www.bbc.co.uk/programmes/b03t8m6h/episodes/downloads</p>
<div data-bbox="555 454 667 563" data-label="Image"></div> <p>Maths</p> <p>Choose one of the below:</p> <p><u>1 - 100</u></p> <p>Add up all the numbers from 1-100</p> <p>$1 + 2 + 3 + \dots + 99 + 100 =$</p> <p>How did you do it?</p> <p>Can you find a more efficient way of doing it?</p> <p>What about $1 - 1000$?</p> <p>Cricket Find somebody (or more people) to play cricket with. Take it in turns to count from 1 onwards. When you reach 4 (and all the multiples of 4) make the sign an umpire would – wave your arm horizontally – but do not say the number. When you reach 6 (and all the multiples of 6) make the sign an umpire would – place both arms above your head – but do not say the number. See how high you can get and try to <u>catch</u> the other people out! Start again when a mistake is made.</p>	<div data-bbox="1608 443 1680 576" data-label="Image"></div> <p>Science</p> <p>Choose one activity:</p> <ol style="list-style-type: none">1. Make two different paper aeroplanes.<ul style="list-style-type: none">• Which flies the furthest?• Can you think of a reason why?• What do you need to do to make this a fair test?Send photos of your paper aeroplanes to your Science teacher.2. Take your pulse rate before and after doing different activities (going for a walk, watching tv).<ul style="list-style-type: none">• When is it highest?• Why? What is happening in your body?• Compare your results with someone else in your household. Are they different? Why could that be?



PE

Attempt the 5 challenges below and let your PE teacher know your score. (click on the challenge for more details)

[Challenge 1:](#)

How many times can you throw a ball against a wall and catch it in 60 seconds?

[Challenge 2:](#)

How many times can you pass the ball around your waist in 60 seconds?

[Challenge 3:](#)

How many times can you throw a ball up, clap once and catch it in 60 seconds?

[Challenge 4:](#)

How many times can you step in and step out of a circle in 60 seconds?

[Challenge 5:](#)

How many burpees can you complete in 60 seconds?

You can also try to complete one of the fitness sessions (easy, medium or hard) below:

[Fitness- Easy](#)

[Fitness- Medium](#)

[Fitness- Hard](#)



Geography

KS3 students will have 4 options to pick from:

Option one: 'The Constuction challenge' - Build a Lego country model/flag

Option two: 'The Explorer challenge' - Take as many pictures as you can of different road, street or location signs (OS map link)

Option three: 'The Environmental challenge' - Help your local community by litter picking in your street or garden

Option four: 'The Creative challenge' - Create an Ecosystem shoebox



Design Technology

'Valentines Virtual Bake Off'

Bake & make your best Valentines inspired treat! Below are some links and ideas to get you started:

- Jammy Hearts
[Jammy heart drops recipe - BBC Good Food](#)
- Cutie Cream Cupcakes
[Valentine cupcakes recipe - BBC Food](#)
- Love Bugs
[Love bug biscuits recipe - BBC Good Food](#)

Don't forget to photograph your work and send it to kelly.herbert@corbybusinessacademy.org or tag us on Twitter [@CorbyBusinessAc](https://twitter.com/CorbyBusinessAc)



Personal Development

Yr7: Create your own worksheet on one of the following themes from your PD lessons: Careers and employment. Staying safe at CBA

Yr8: Create a poster on one of the following themes from your PD lesson:

Staying mentally fit during Lockdown British Values

Y9: Draw or write a description of a scene of a hearing in an Anglo-Saxon village.

The hearing: A 13-year-old was caught stealing a loaf of bread, and while he was being apprehended ended up bumping into an old lady, breaking her arm.