



Art and Photography

Photography

On your daily walk (*even if it's to the restaurant or Astro*)– what do you see? Empty shops (*classrooms*)? Closure signs? Rainbows in windows? Masks on the floor? Gloves on the floor? Document your daily walk in a visually exciting way! Get close! - We'll use these for our Coursework when we return.

[Click here for Inspiration.](#)

Art

Year 11: Create/continue on an outcome based on your prep work- in any media.

Year 10: Create a response to one of your digital edits in any media Or Morph two objects together to create a metamorphosised drawing.



English

Go on a nature trail walk where you focus on your surroundings. As you walk you should focus on the nature around you. Take photos of the nature that you come across. You could also focus on:

- Sight (e.g., broken branches)
- Hear
- Taste
- Smell
- Touch

When you return from your adventurous walk you should use one of the photos that you have taken to write one paragraph describing the **power of nature**.

Does what you have witnessed today resemble what we have studied about nature in our poems so far?



Media

Go outside and walk around your local area.

Your task is to take at least six photos that demonstrate the theme of *Isolation*.

These photos must include:

- A close up
- A mid shot
- A long shot
- A high angle
- A low angle
- An establishing shot

Once taken, keep the photos safe ready to be shared after half term.



MFL

- Pick a French recipe from the following: Crepes, Mousse au chocolat or gateau au chocolat. Make whatever you choose with a family member. Take a picture of your creations to share on Teams when you come back after half term.

AND/OR

- Pick a Spanish recipe from the following: Churros con chocolate, bunuelos, perrunillas. Make whatever you choose with a family member. Take a picture of your creations to share on Teams when you come back after half term.



Drama

Choose one of the creative tasks below:

- Create your own box set design based on a production of your choice. You should use paper or cardboard to create the stage and then any other materials and resources to create the characters and scenery / set.
- Create the make-up or face paint design for a character from a piece of children's theatre. Take a photo of your finished piece!
- Write and film your own news broadcast based on a top news story.



Health and Social

Interview one member of your family to find out the Health and Social Care services they have used.

Try to categorise each service as Primary, Secondary or Tertiary.




Also ask if they have experienced any difficulties (barriers) to accessing these services. If they have, try to categorise them as one of the following:

- Financial
- Geographical
- Psychological
- Sensory
- Physical
- Intellectual
- Language
- Cultural/Religious




What affect did these barriers have on their treatment?

Keep the results of your interview to safe to share after half term.



<div style="text-align: center;"></div> <p>Music</p> <ul style="list-style-type: none"> • Practice your instrument or start learning a new instrument. • Compose a body percussion piece with your whole family. • Make a musical instrument from scratch using items from around your house. • Listen to 3 styles of music you wouldn't normally listen to. • Sing a few songs. • Write the lyrics to a new song. You can draw on your own personal experience, the experiences of others or something new. Anything that inspires you can be the source of lyrics - it could be a book you have read, or a film you have seen. Inspiration can strike at any moment. Many musicians and writers carry a notebook with them. 	<div style="text-align: center;"></div> <p>History</p> <ul style="list-style-type: none"> • Year 10: Create your own zodiac man chart, make it colourfully Medieval. • Year 11: Tidy all your books up, get organised, find lost exercise and revision books and get ready for the final countdown. The sit down and have a good read of one of your revision books or exercise books that all but 3 of you have at home from year 10 	<div style="text-align: center;"></div> <p>Business</p> <p>Please complete the following business challenge on paper, using the business studies knowledge you have developed over the past month during lockdown. You will be able to use the marketing and finance knowledge you have developed over the past five weeks to prepare for this challenge</p> <p>Task 1: Think of two business ideas you would like to set up as a business student e.g. beautician, mobile hairdresser, mechanic, plumber, window cleaner, web/game designer, gardener, child minder/babysitting service, dog walker etc</p> <p>For each business describe Product/service :</p> <ul style="list-style-type: none"> • Features and Benefits • Target Market (who are their customers) • Competitors <p>Task 2: Select one of your business Ideas to take forward and design a pitch.</p> <p>Task3: Design a pitch for your business idea, this needs to include a detailed explanation of :</p>



		<ul style="list-style-type: none"> o Why you have chosen your final idea o Aims of your product or service o Product or service you are offering o USP (unique selling point of your product or service) o Cost of making your product or service o Selling price to the customer o Who will be your competition o Target market o Above the line marketing spend (advertising) o Below the line marketing spend (discounts off the products or service) o Design a flyer advertising your business o Design your business logo
<div style="text-align: center;">  </div> <p>Maths</p> <p>Choose one of the below:</p> <p><u>Your shoes can tell your age!</u></p> <p>1/ take your shoe size (no halves)</p> <p>2/ times it by 5</p>	<div style="text-align: center;">  </div> <p>Science</p> <p>Choose one activity:</p> <ol style="list-style-type: none"> 1. Make two different paper aeroplanes. <ul style="list-style-type: none"> • Which flies the furthest? • Can you think of a reason why? 	<div style="text-align: center;">  </div> <p>Psychology</p> <p>Choose one activity</p> <ol style="list-style-type: none"> 1. Make a neuron <ul style="list-style-type: none"> • Where is it located within the nervous system? • What is its role



<p>3/ add 50</p> <p>4/ times it by 20</p> <p>5/ add 1020</p> <p>6/ subtract the year you were born</p> <p>The first two digits are your shoe size, the last two digits are your age!</p> <p>Can you create your own trick?</p> <p>Painted Cube</p> <p>Imagine a large cube made up from 27 small red cubes.</p> <p>Imagine dipping the large cube into a pot of yellow paint so the whole outer surface is covered, and then breaking the cube up into its small cubes.</p> <p>How many of the small cubes will have yellow paint on their faces?</p> <p>Will they all look the same?</p> <p>Now imagine doing the same with other cubes made up from small red cubes.</p> <p>What can you say about the number of small cubes with yellow paint on?</p>	<ul style="list-style-type: none"> • What do you need to do to make this a fair test? <p>Send photos of your paper aeroplanes to your Science teacher.</p> <ol style="list-style-type: none"> 2. Take your pulse rate before and after doing different activities (going for a walk, watching tv). <ul style="list-style-type: none"> • When is it highest? • Why? What is happening in your body? • Compare your results with someone else in your household. Are they different? Why could that be? 	<ul style="list-style-type: none"> • How does its structure relate to its function? <p>Send photos of your model to your psychology teacher</p> <ol style="list-style-type: none"> 2. Carry out another crazy correlation <ul style="list-style-type: none"> • Choose the most unlikely variables you can think of • Ask family and friends to give you their scores on your chosen variables • Plot a scattergraph <p>Send photos of your scattergraph to your psychology teacher</p>
---	--	---

<div data-bbox="369 290 495 411" data-label="Image"> </div> <p>PE</p> <p>Complete one of the HIIT workouts which require no equipment. Just click on the HIIT workout of your choice:</p> <p>HIIT- Easy</p> <p>HIIT- Medium</p> <p>HIIT- Hard</p> <p>Send your PE teacher a message on TEAMS how you got on.</p> <p>Let us know via our twitter page how you got on @CBA_PE</p>	<div data-bbox="1052 296 1164 408" data-label="Image"> </div> <p>Geography</p> <p>Students will have two options to pick from:</p> <p>Option one: Photographs in Geography (Fieldwork skill) - Interpreting photos – ‘SKITCH’ app</p> <p>Option two: Food miles – Where does your food in your kitchen come from (Research task)</p> <p>Please print off the support sheets from teams before Friday to help you if you choose the tasks</p>	<div data-bbox="1727 287 1827 395" data-label="Image"> </div> <p>Design Technology</p> <p>Product Design: Put your engineering to the test to create a Recycled Marble Run. Use the link below for ideas.</p> <ul style="list-style-type: none"> • Plastic bottles & tops • Cardboard tubes • Egg cartons • Newspaper or magazines <p>How to make a recycled marble run - Eden Project</p> <p>Textiles: Pattern spotter! Whether it is in your home, or out on your daily walk, how many patterns can you spot?</p> <ul style="list-style-type: none"> • Photograph these • Draw them • Produce some pattern rubbings and etchings <p>(60) Pinterest</p> <p>Food: Valentines Virtual Bake Off</p>
--	---	--



Log off and Learn Day: Learning Choice-board KS4

		<p>Make & bake your own Valentine Victoria sponge. Consider the following:</p> <ul style="list-style-type: none">• Topping• Filling• Trimmings• Shape• Layers <p>Victoria Sponge for Valentine's Day Happy Recipes</p> <p>Don't forget to send your creations to kelly.herbert@corbybusinessacademy.org or on our Twitter page: @CorbyBusinessAc</p>
--	--	--