

Year 7 Design & Technology Road Story

GCSE DT/Textiles/Food



Nutrition

In Year 7 learners will learn about food hygiene and health and safety in the kitchen environment. They will also develop basic understanding of nutrition and culinary skills.

KS3 – DT



Eat Well guide and nutrition



Cooking terms



Health and Safety within the kitchen and food.



Enzymic Browning



Sensory Analysis

Conduction



Rubbing in method

Using the hob

Food

Food Safety

Culinary Skills



The '4' C's Bacteria and Hygiene



AO1: Knowledge

AO2: Skills

AO3: Evaluation

Resist dying methods: Tie dye

In Year 7 learners will develop an understanding of colouring fabrics using a resist dying method. They will go on to learn how to use the sewing machine to construct a final outcome. Embedded into this students will learn how to work safely in the textiles workroom using a range of tools and equipment.

Textiles

Dyed Fabrics

Current trends and brand awareness



Constructed Textiles



Health and Safety



Precision and accuracy

Design & Technology

KS3 – DT

Safe use of tools and equipment: Risk assessments


Threading and problem solving



Safety and Control



Research, Biomimicry & new technologies.



Biomimetics



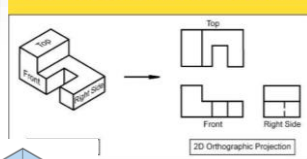
Designer Research

Smart & Modern materials



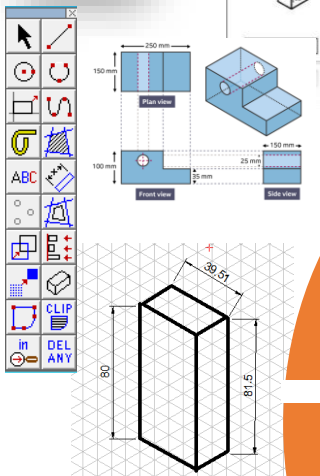
Learners will develop skills to create Isometric & Orthographic projections.

ORTHOGRAPHIC PROJECTION.



Drawing Conventions

CAM- Computer Aided Manufacture



In Year 7 learners will develop an understanding of CAD systems and develop skills in 2D Design.



Year 8 Design & Technology Road Story

GCSE DT/Textiles/Food



Hospitality & Catering
 In Year 8 learners will learn about food hygiene and health and safety in the kitchen environment. They will also develop basic understanding of nutrition and culinary skills.

KS3 – DT



Eat Well guide and nutrition



Cooking terms



Health and Safety within the kitchen and food.



Enzymic Browning

Food

Menu Planning

Food Choice



Conduction



Sensory Analysis
 Rubbing in method
 Using the hob

The '4' C's Bacteria and Hygiene



Pattern: Repeat, block, Geometric, Organic, Botanical, Abstract, Animal, Asymmetrical

Textiles

In Year 8 learners will develop an understanding of printing fabrics, specifically transfer and/or sublimation printing for pattern development. They will also build on confidence when using the sewing machine

Printed Fabrics

Digital Textiles

Constructed Textiles



Cutting, Layering and placing pattern



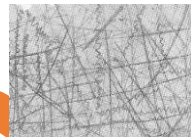
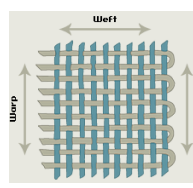
Safety and Control



Knitted



Woven



Bonded or Felted



Drawing Conventions



KS3 – DT

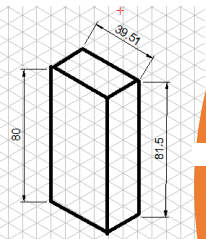
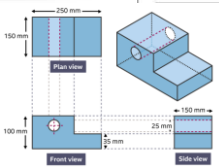
CAD-Computer Aided Design



Design & Technology

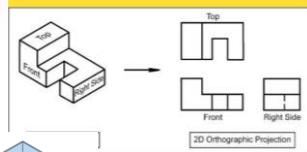
CAM- Computer Aided Manufacture

2D DESIGN

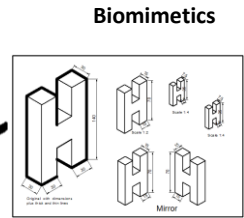


Learners will develop skills to create Isometric & Orthographic projections.

ORTHOGRAPHIC PROJECTION.



Designer Research



Biomimetics



Smart & Modern materials

In Year 8 learners will develop an understanding of CAD systems and develop skills in 2D Design.



Year 9 Design & Technology Road Story

GCSE DT/Textiles/Food



Hospitality & Catering
 In Year 9 learners will learn about food hygiene and health and safety in the kitchen environment. They will also develop basic understanding of nutrition and culinary skills.

KS3 – DT



Eat Well guide and nutrition



Cooking terms



Health and Safety within the kitchen and food.



Enzymic Browning



Sensory Analysis



Conduction

Rubbing in method

Using the hob

Food

Menu Planning

Food Choice



The '4' C's Bacteria and Hygiene



In Year 9 learners will develop understanding of applique, layering and joining fabrics using specialist bonding techniques. Students will have the opportunity to explore hand and/or machine embroidery and embellishment.

Textiles

Constructed Textiles

Installed Textiles

Stitched and/or Embellished Textiles

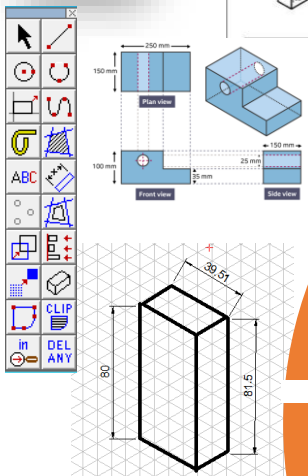
Design & Technology

CAD-Computer Aided Design



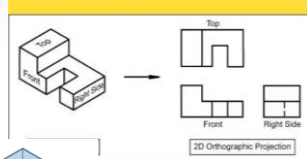
CAM- Computer Aided Manufacture

2D DESIGN

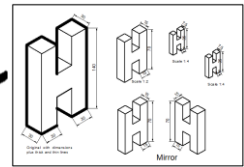


Learners will develop skills to create Isometric & Orthographic projections.

ORTHOGRAPHIC PROJECTION.



Biomimetics



Designer Research

Smart & Modern materials



Research, Biomimicry & new technologies.

Drawing Conventions



KS3 – DT




Applique- Running, back, cross, over, blanket, basting, slip, satin stitch



Safety and Control



Cutting, Layering and placing pattern

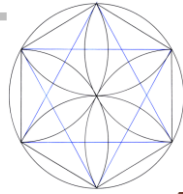


Embellishment- Buttons, ribbon, beads, sequins, ribbon.



Year 7 Design & Technology Road Story

GCSE DT/Textiles/Food



Eat Well guide and nutrition

Nutrition

In Year 7 learners will learn about food hygiene and health and safety in the kitchen environment. They will also develop basic understanding of nutrition and culinary skills.

KS3 – DT

Cooking terms



Health and Safety within the kitchen and food.

Enzymic Browning

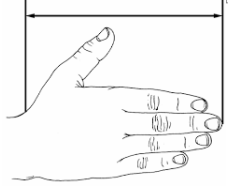
Quality control

Marking out accurately

Wood Grain



ERGONOMICS



anthropometrics

Spinning Toy Project

Classification of Woods & Manufactured Boards

Food

Food Safety

Culinary Skills



Conduction



Rubbing in method

Using the hob



Threading and problem solving



The '4' C's Bacteria and Hygiene



rub



AO1: Knowledge


AO2: Skills

AO3: Evaluation

KS3 – DT

Health and Safety in the workshop

Safe use of tools and equipment:
Risk assessments



Safety and Control



Resist dyeing methods:
Tie dye

Design & Technology

Health and Safety

Constructed Textiles

Dyed Fabrics

Textiles

In Year 7 learners will develop an understanding of colouring fabrics using a resist dyeing method. They will go on to learn how to use the sewing machine to construct a final outcome. Embedded into this students will learn how to work safely in the textiles workroom using a range of tools and equipment.

ACCESSFM

Precision and accuracy



Current trends and brand awareness

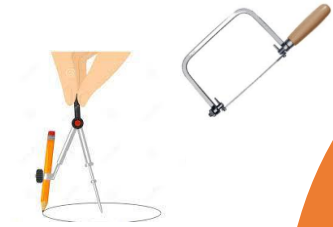


Year 8 Design & Technology Road Story

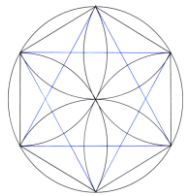
GCSE DT/Textiles/Food



In Year 8 learners will develop an understanding of woods, timbers and **manufactured boards**. They will also learn how to **work safely** in the workshop environment using a range of **tools equipment and processes**



Marking out accurately



Health and Safety
Sketching skills
Describing products
Design Criteria

ACCESSFM



Spinning Toy Project

Jigs and Templates
Production Planning
Evaluation and Testing

KS3 – DT

Bonded or Felted

Woven

Knitted

Constructed Textiles

Digital Textiles

Printed Fabrics

Cutting,
Layering
and placing
pattern



Food

Menu Planning

Food Choice

Health and
Safety within the
kitchen and
food.



Enzymic Browning

Cooking
terms



Eat Well guide
and nutrition



Hospitality
& Catering

In Year 8 learners will learn about food hygiene and health and safety in the kitchen environment. They will also develop basic understanding of nutrition and culinary skills.



Conduction

Rubbing in
method

Using the
hob



The '4' C's Bacteria and Hygiene



Safety and Control



Pattern: Repeat, block,
Geometric, Organic,
Botanical, Abstract,
Animal, Asymmetrical



Textiles

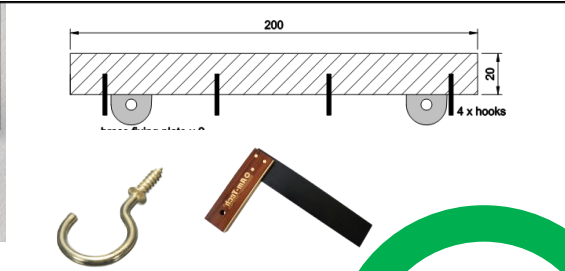
In Year 8 learners will develop an understanding of printing fabrics, specifically transfer and/or sublimation printing for pattern development. They will also build on confidence when using the sewing machine

Year 9 Design & Technology Road Story

GCSE DT/Textiles/Food



In Year 9 the learning focus will be on **designing skills** – annotating ideas, **selection criteria** and planning for production (with a focus on quality control) You will also learn to read a **working drawing**



KS3 – DT



Health and Safety within the kitchen and food.



Enzymic Browning



Eat Well guide and nutrition

Hospitality & Catering

In Year 9 learners will learn about food hygiene and health and safety in the kitchen environment. They will also develop basic understanding of nutrition and culinary skills.

Food

Menu Planning

Food Choice

ACCESSFM


Materials:
Wood classification. Where does timber come from?
Manufactured boards – standard components



Key rack Project



KS3 – DT



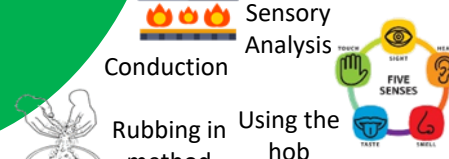
Applique-
Running, back, cross, over, blanket, basting, slip, satin stitch



Safety and Control



The '4' C's Bacteria and Hygiene



Sensory Analysis
Conduction
Rubbing in method
Using the hob



Design & Technology



Stitched and/or Embellished Textiles

Installed Textiles

Constructed

Textiles

Cutting, Layering and placing pattern



Embellishment- Buttons, ribbon, beads, sequins, ribbon.



In Year 9 learners will develop understanding of applique, layering and joining fabrics using specialist bonding techniques. Students will have the opportunity to explore hand and/or machine embroidery and embellishment.

