


BWT YEAR 9



HOME LEARNING BOOKLET TASK 2

CONTENTS



- TASK 2 – DRAWING FOR DESIGN (4 individual activities)

TASK 2 - DRAWING FOR DESIGN SELF ASSESSMENT

DRAWING TASK	COMMENT	ACTION
3D DESIGN 1. Make a series of drawings of objects 2. Focus on the light and shade and the cast shadows using the 3 methods illustrated		Date Action Taken
GRAPHICS 1. Fill a page with pencil sketches of your initial letters 2. Choose 1 to develop into a finished design – on a separate page 3. Use black pen to complete your final design		Date Action Taken
PHOTOGRAPHY 1. Make a series of drawings of the interior of your accommodation 2. Use a broad range of tonal contrast using media such as charcoal, pen and ink		Date Action Taken
TEXTILES 1. Make a tonal shaded drawing in pencil of fruit or vegetables 2. Make 4 close-up drawings of the same object using 4 different media 3. Make a linear pattern based on your drawings		Date Action Taken


TASKS

1. Make a series of drawings of the object resources focusing on the light and shade and the cast shadows using the 3 methods illustrated



Different marks can be used to make tonal shading: hatching, cross-hatching and scribbling for example

3H
2H
H
HB
2B
3B
6B



DEVELOP: complete at least 1 extended drawing or several shorter ones

SECURE: use at least 2 different media

EXCEED: identify media appropriate to observational intention

EXTEND ... Why don't you ...


Compare the affect media has on your drawing results

Contextual artist: why not research Giorgio Morandi?

Pencils are graded according to the proportion of clay to graphite they contain: higher the 'B' numbers contain more graphite, are softer and therefore make a darker mark

TASKS

1. Fill a page spread with pencil sketches of your initial letters
2. Choose 1 to develop into a finished design – on a separate page
3. Use black pen to complete your final design



DEVELOP: complete at least 3 drawings on the theme

SECURE: use at least 2 different media

EXCEED: identify media appropriate to observational intention

EXTEND ... why don't you ... redesign an existing logo



Identify your characteristics so that you can visualise them in your use of visual language

Contextual artist: why not research Ed Fella?

PHOTOGRAPHY/ 3D

LEARNING OBJECTIVE

I am learning to record the perspective appearance of my accommodation

EXPECTATIONS

TASKS

1. Make a series of drawings of the interior architecture OF YOUR HOME – copying photographs
2. Use a broad range of tonal contrast using media such as charcoal, pen and ink




DEVELOP: complete at least 3 drawings on the theme

SECURE: use at least 2 different media

EXCEED: identify media appropriate to observational intention

EXTEND ... why don't you ...

Use different media and analyse and compare the results



Contextual artist: why not research Piranesi?

I am learning to record the appearance of the shape structure of fruit and vegetables

TASKS

1. Make a tonal shaded drawing in pencil of one of the fruit or vegetables
2. Make 4 close-up drawings of the same object using 4 different media
3. Make a linear pattern based on your drawings

DEVELOP: complete at least 3 drawings on the theme

SECURE: use at least 2 different media

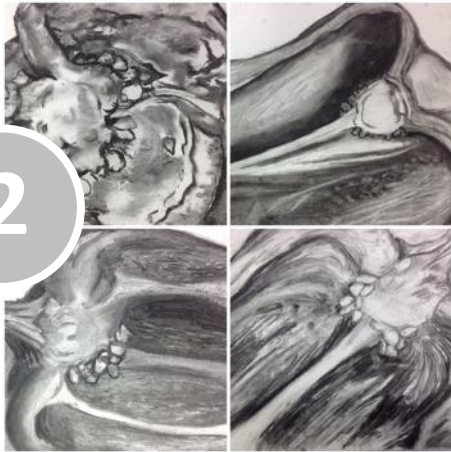
EXCEED: identify media appropriate to observational intention

EXTEND ... why don't you ...

Contrast linear design-work with shape-based design work and layer appropriately



1



2



3

Contextual artist: why not research Lucienne Day?